

1SNA115541R1100 ✓ ACTIVE

ENTRELEC | ENTRELEC SNA

TE Internal #: 1SNA115541R1100

Modular Terminal Blocks, Feed-Through, Screw Clamp Terminal Block, Gray, Product Spacing .235 in [6 mm], 6 Position, Screw Terminal, ENTRELEC SNA

[View on TE.com >](#)



Connectors > Terminal Blocks & Strips > Modular Terminal Blocks



Block Function: **Feed-Through**

Modular Terminal Block Product Type: **Screw Clamp Terminal Block**

Rated Cross Section: **2.5 mm²**

Primary Product Color: **Gray**

Features

Product Type Features

Modular Terminal Block Product Type	Screw Clamp Terminal Block
-------------------------------------	----------------------------

Configuration Features

Gauge Type	A2
Number of Levels	3
Number of Poles	6
Number of Circuits	3
Block Function	Feed-Through
Number of Positions	6

Electrical Characteristics

Operating Voltage Rating (UL & CSA) (Max) - Main Circuit	300 V
Voltage Rating (CSA)	300 V
Current Rating (CSA)	20 A
Short-Time Withstanding Current Rating @ 1s	300 A
Voltage Rating (IEC)	380 V
Current Rating (UL)	26 A
Current Rating (IEC)	22 A
Voltage Rating	380 VAC

Body Features



Product Weight	13 g[.459 oz]
----------------	---------------

Primary Product Color	Gray
-----------------------	------

Termination Features

Termination Method to Wire & Cable	Screw Terminal
------------------------------------	----------------

Mechanical Attachment

DIN Rail Mounting Type	G32, TH35-15, TH35-7.5
------------------------	------------------------

Tightening Torque	3.5 in-lbs
-------------------	------------

Connector Mounting Type	DIN Rail
-------------------------	----------

Housing Features

Housing Material	Polyamide 6.6
------------------	---------------

Dimensions

Wire Stripping Length	6 mm[.236 in]
-----------------------	---------------

Main Circuit Capacity - 1 Flexible Conductor per Spring Clamp	.22 – 2.5 mm ²
---	---------------------------

Tool Size	3.5 mm[.138 in]
-----------	-----------------

Product Depth	43.5 mm
---------------	---------

Product Width	6 mm[.235 in]
---------------	---------------

Product Length	43.5 mm
----------------	---------

Product Height	81 mm
----------------	-------

Rated Cross Section	2.5 mm ²
---------------------	---------------------

Product Spacing	6 mm[.235 in]
-----------------	---------------

Wire Size	2.5 mm ²
-----------	---------------------

Usage Conditions

Storage Temperature Range	-55 – 110 °C[-67 – 230 °F]
---------------------------	----------------------------

Installation Temperature Range	-5 – 40 °C[23 – 104 °F]
--------------------------------	-------------------------

Operating Temperature Range	-55 – 110 °C[-67 – 230 °F]
-----------------------------	----------------------------

Operation/Application

Circuit Application	Signal
---------------------	--------

Industry Standards

IP Rating	IP20
-----------	------

UL Flammability Rating	UL 94V-0
------------------------	----------

Product Compliance











[For compliance documentation, visit the product page on TE.com>](#)

EU RoHS Directive 2011/65/EU	Compliant
EU ELV Directive 2000/53/EC	Compliant
China RoHS 2 Directive MIIT Order No 32, 2016	No Restricted Materials Above Threshold
EU REACH Regulation (EC) No. 1907/2006	Current ECHA Candidate List: JUNE 2022 (224) Candidate List Declared Against: JUNE 2022 (224) Does not contain REACH SVHC
Halogen Content	Low Halogen - Br, Cl, F, I < 900 ppm per homogenous material. Also BFR/CFR/PVC Free
Solder Process Capability	Not reviewed for solder process capability

Product Compliance Disclaimer


This information is provided based on reasonable inquiry of our suppliers and represents our current actual knowledge based on the information they provided. This information is subject to change. The part numbers that TE has identified as EU RoHS compliant have a maximum concentration of 0.1% by weight in homogenous materials for lead, hexavalent chromium, mercury, PBB, PBDE, DBP, BBP, DEHP, DIBP, and 0.01% for cadmium, or qualify for an exemption to these limits as defined in the Annexes of Directive 2011/65/EU (RoHS2). Finished electrical and electronic equipment products will be CE marked as required by Directive 2011/65/EU. Components may not be CE marked. Additionally, the part numbers that TE has identified as EU ELV compliant have a maximum concentration of 0.1% by weight in homogenous materials for lead, hexavalent chromium, and mercury, and 0.01% for cadmium, or qualify for an exemption to these limits as defined in the Annexes of Directive 2000/53/EC (ELV). Regarding the REACH Regulation, the information TE provides on SVHC in articles for this part number is based on the latest European Chemicals Agency (ECHA) 'Guidance on requirements for substances in articles' posted at this URL: <https://echa.europa.eu/guidance-documents/guidance-on-reach>

Compatible Parts

 <p>TE Part # 1SNA103775R0000 RC65-BL</p>	 <p>TE Part # 1SNA103776R0100 RC65-RD</p>	 <p>TE Part # 1SNA232000R0000 RC65</p>	 <p>TE Part # 1SNA116771R2000 FED3E</p>
 <p>TE Part # 1SNA116900R2700 BADH</p>	 <p>TE Part # 1SNA177812R1700 EL61</p>	 <p>TE Part # 1SNA178024R2500 BJD6</p>	 <p>TE Part # 1SNA178025R2600 BJD6</p>



Also in the Series | ENTRELEC SNA



Documents

CAD Files

[3D PDF](#)

3D

Customer View Model

[ENG_CVM_CVM_1SNA115541R1100_A.2d_dxf.zip](#)

English

Customer View Model

[ENG_CVM_CVM_1SNA115541R1100_A.3d_igs.zip](#)

English

Customer View Model

[ENG_CVM_CVM_1SNA115541R1100_A.3d_stp.zip](#)

English

By downloading the CAD file I accept and agree to the [Terms and Conditions](#) of use.

Datasheets & Catalog Pages

[Catalogue - ENTRELEC terminal-blocks-sna-series](#)

English

[D2.5/6.DA](#)

English

[ENTRELEC Terminal Block - Master Catalog](#)

English

[ENTRELEC Terminal Blocks Catalogue \(RUS\)](#)